

• • •
A Tuner capable of
eliminating DTC codes,
must be used with this
kit.
• • •











ISX Conversion Kit





Part #: 1048007





Kit Contents





1900090	FT-0413667	FT-0135959	1604037
			
Fitting; 1/2 Barb-3/8NPT 90 Qty: 1	O-Ring; -041 NBR Qty: 1	Bolt; M10-1.5x60 Qty: 2	Fitting; 1/2 Barb-1/2NPT Qty: 1





1453145	1453138	1453146	1453147
			
Plug; ORB M10x1.0 Qty: 2	Plug; ORB M12x1.5 Qty: 1	Plug; ORB M14x1.5 Qty: 1	Plug; ORB M18x1.5 Qty: 1

1900088	1900085	1453130-B	FT-1166887
			
Plate; Intake ISX Qty: 1	Adapter; ISX Coolant Qty: 1	Line; Oil Feed -6JIC Qty: 1	O-Ring; -326NBR Qty: 1

FT-0413686	1453106	1900095	1453162
			
O-Ring; -143NBR Qty: 1	Drain; Oil 23" Qty: 1	Fitting; -6JICxM16ORB Qty: 1	Fitting; -6JICx-4MNPT Qty: 1

1900089	1900093	1900094	1900096
			
Adapter; ISX Oil Drain Qty: 1	Gasket; ISX Exh Center Qty: 1	Gasket; ISX Exh End Qty: 4	Cap; #4 ORFS Qty: 1

1452821	1120125	1604054	99502-0588
			
Clamp; 1" Gear Qty: 2	Clamp; Insulated 1" Qty: 3	Hose; 1/2" ID Qty: 48"	Clamp; V-band Qty: 1

1900098	1900099	1900097	1302108
			
Flange; Exhaust Qty: 1	Elbow; Rubber 5"x5" Qty: 1	Adapter; Coolant ISX Qty: 1	Bolt; M10-1.5x25 FL Qty: 3

1405237

Clamp; Gear 4"-6" Qty: 2

Installation

This is not an installation manual, but a guide to where most of the parts go on the ISX engine.

Component Usage

1900095 and 1453162 are fitting used to connect the oil supply line. 1900095 is installed onto the oil supply outlet on the oil filter assembly and 1453162 is installed onto the turbocharger.

1453138, 1453145, 1453146, 1453146, 1900096 fitting are used to plug the coolant port that supplied coolant to the turbo and EGR.


1900097 is used to replaced coolant adapter shown in the picture. Use the FT-0413667 O-ring and FT-0135959 bolts to secure the adapter to the engine. Reuse the hose and fitting shown in the picture to secure the coolant line to the adapter.

Install the 1900090 fitting on top of the adapter.



Use the 1900085 coolant adapter for coolant routing at this location. Install using FT-11166887 O-ring and 1302108 bolt to secure the adapter.

Install the 1900091 fitting into the adapter. Installed the supplied 1/2" hose from 1900097 adapter to 1900085 adapter. Use the supplied insulating clamps to secure the hose and tighten ends using the gear clamps.



Press fit the 1900089 oil drain adapter into the engine and install the 1453106 oil drain from the turbo into the adapter. Be sure to use O-ring grease on the oil drain.

Install the 1900088 plate with the FT-0413686 O-ring.



1900098 exhaust pipe and 99502-0588 clamp can be used to fabricate a downpipe.
1900099 elbow and 1405237 clamp can be used for your intake.
